



PULSE SELECT



A P E

SINGLE PULSE SELECTOR



PulseSelect is an acoustooptical single pulse selector developed for the special demands of fs-technology. Pulse distortion is minimized by the low dispersion design and the use of reflective optics. The employment of an acoustooptical selection element offers the possibility of high repetition rates and high contrast ratio without the requirement for additional optical elements.

The pulse repetition rate can be reduced by using an adjustable internal frequency divider or by external triggering. With the **APE PulseSelect**, low division ratios down to $f_{REP}/2$ are possible. It has an integrated RF power limitation and protection circuit to prevent modulator damage. For highest stability the phase of the RF carrier frequency is locked to the seed pulses.

Besides the standard version suited for fs or ps modelocked Ti:Sa lasers, custom specific wavelength ranges in the VIS and UV are available.

Reduction of the repetition rate of modelocked lasers

Low dispersion

Suitable for fs or ps modelocked lasers

Division ratios down to $f_{REP}/2$ possible

Laser Diagnostics

Spectral Analysis

Acoustooptics

Non-Linear Optics

Accessories

Your Partner in Ultrafast

PULSE SELECT

SPECIFICATIONS

Wavelength	500 ... 1000 nm (other ranges optional)
Efficiency	> 60% (TeO ₂) ¹⁾ > 50% (SiO ₂) ¹⁾
Contrast ratio	> 500 : 1 ²⁾
Max. optical input power (P _{AV})	440 mW (TeO ₂) ³⁾ 1500 mW (SiO ₂) ³⁾
Input frequency (f _{REP})	70 ... 85 MHz (to be specified to 1MHz accuracy)
Division ratio	f _{REP} /20 ... f _{REP} /5000 or externally triggered (f _{REP} /2 ... f _{REP} /260000 optional)

1) Percentage of incident pulse energy in diffracted output pulse, measured at 800 nm and division ratio f_{REP}/20. At division ratio f_{REP}/2 the efficiency is typically around 25% (TeO₂) and around 10% (SiO₂), respectively.

2) > 500:1 applies for non-adjacent pulses. Main pulse to adjacent pulse contrast ratio is > 75:1 (@ 800 nm, f_{REP}/20)

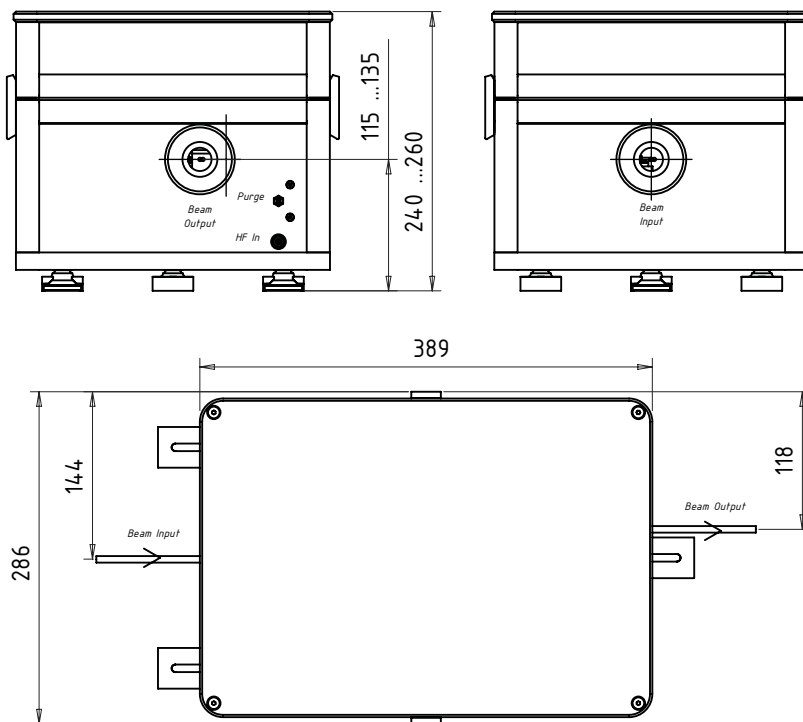
3) These values depend on the laser spot diameter in the crystal and thus apply only for a certain system configuration. Please consult our technical staff to determine the maximum input power level applicable for your laser system.

DIMENSIONS

Control Electronics (W*L*H in mm)

267 x 312 x 180

Optics Unit



Distributors

Japan

Excel Technology

Phone +81.3.5305.5311 Fax +81.3.5305.5310 www.exceltech-japan.com etkk@exceltech-japan.com

Hikari, Inc.

Phone +81.3.3832.3117 Fax +81.3.3832.3118 www.hikari-trading.com sales@hikari-trading.com

APE GmbH / Plauener Straße 163-165 / Haus 13 / 13053 Berlin / Germany

Phone +49.30.986.01130 / Fax +49.30.986.97885 / Web www.ape-berlin.de / Email ape@ape-berlin.de

日本総代理店

フォトテクニカ株式会社

〒336-0017 埼玉県さいたま市南区南浦和1-2-17

TEL:048-871-0067(代) FAX:048-871-0068

e-mail: voc@phototechnica.co.jp

http://www.phototechnica.co.jp