

# NT342 SERIES



## BENEFITS

- ▶ The system is widely tunable 192 – 2600 nm and delivers high pulse energy (up to 60 mJ) that allows the investigation of an extensive range of materials
- ▶ Up to 18  $\mu\text{m}$  customization possibility enables studies of IR vibrations of molecules
- ▶ Narrow linewidth (down to  $3\text{ cm}^{-1}$ ) and superior tuning resolution ( $1 - 2\text{ cm}^{-1}$ ) allows recording of high quality spectra
- ▶ Flashlamps replacement without misalignment of the laser cavity saves on maintenance costs
- ▶ High integration level saves valuable space in the laboratory
- ▶ In-house design and manufacturing of complete systems, including pump lasers, guarantees on-time warranty and post warranty services and spares supply
- ▶ Variety of control interfaces: USB, RS232 and optional LAN ensures easy control and integration with other equipment
- ▶ Attenuator and fiber coupling options facilitate incorporation of NT342 systems into various experimental environments

The NT342 series tunable wavelength nanosecond laser seamlessly integrates the nanosecond optical parametric oscillator and the Nd:YAG Q-switched nanosecond laser – all in a compact housing.

The main system features are: hands-free wavelength tuning from UV to IR, high conversion efficiency, optional fiber-coupled output and separate output port for pump laser beam.

NT342 has a linewidth of less than  $5\text{ cm}^{-1}$ , which is ideal for many spectroscopic applications.

The laser is designed for convenient use. It can be controlled from remote keypad or PC using LabView™ drivers that are supplied with the system. The remote keypad features a backlit display that is easy to read even through laser safety goggles. The OPO pump energy monitoring system helps to control pump laser parameters. Replacement of laser flashlamps can be done without misalignment of the laser cavity and/or deterioration of laser performance.

## High Energy Broadly Tunable Lasers

### FEATURES

- ▶ Hands-free no gap wavelength tuning from 192 to 4400 nm
- ▶ Up to 60 mJ pulse energy in visible spectral range
- ▶ Up to 10 mJ pulse energy in UV spectral range
- ▶ Up to 15 mJ pulse energy in MIR spectral range
- ▶ 3 – 5 ns pulse duration
- ▶ Up to 20 Hz pulse repetition rate
- ▶ Remote control via key pad or PC
- ▶ Optional separate shared output port for 532/1064 nm beam (separate output port for the 355 nm beam is standard)
- ▶ OPO pump energy monitoring
- ▶ Hermetically sealed oscillator cavity protects non-linear crystals from dust and humidity

### APPLICATIONS

- ▶ Laser-induced fluorescence
- ▶ Flash photolysis
- ▶ Photobiology
- ▶ Remote sensing
- ▶ Time-resolved spectroscopy
- ▶ Non-linear spectroscopy
- ▶ Vibrational spectroscopy
- ▶ Cavity ring-down CRDS, cavity ring-down laser absorption CRLAS spectroscopy
- ▶ Infrared spectroscopy
- ▶ Gas spectroscopy

**Tuning range extending optional add-ons**

| Option | Features  |
|--------|---|
| -SH    | Second harmonic generator for 210–410 nm range                      |
| -SF    | Sum-frequency generator for 300–410 nm range with high pulse energy |
| -SH/SF | Combined option for highest pulse energy in 210–410 nm range        |
| -DUV   | Deep UV option for 192–210 nm range output                          |
| -MIR   | Mid infrared option for 2500–4400 nm range output                   |

**Accessories and other optional add-ons**

| Option  | Features   |
|---------|--|
| -FC     | Fiber coupled output in 350–2000 nm range  |
| -ATTN   | Attenuator   |
| -H, -2H | Separate shared output port for pump laser harmonic (532 or 1064 nm wavelengths) |
| -AW     | Air cooled power supply  |

**SPECIFICATIONS <sup>1)</sup>**

| Model                                    | NT342B                             | NT342C |
|--|------------------------------------|--------|
| <b>OPO</b>                               |                                    |        |
| Wavelength range <sup>2)</sup>           |                                    |        |
| Signal                                   | 410–710 nm <sup>3)</sup>           |        |
| Idler                                    | 710–2600 nm                        |        |
| SH generator (optional)                  | 210–410 nm                         |        |
| SH/SF generator (optional)               | 210–410 nm                         |        |
| DUV generator (optional)                 | 192–210 nm                         |        |
| MIR generator (optional)                 | 2500–4400 nm                       |        |
| Output pulse energy                      |                                    |        |
| OPO <sup>4)</sup>                        | 30 mJ                              | 60 mJ  |
| SH generator (optional) <sup>5)</sup>    | 4 mJ                               | 6.5 mJ |
| SH/SF generator (optional) <sup>6)</sup> | 6 mJ                               | 10 mJ  |
| DUV generator (optional) <sup>7)</sup>   | 0.6 mJ                             | 1 mJ   |
| MIR generator (optional) <sup>8)</sup>   | 15 mJ                              |        |
| Linewidth                                | < 5 cm <sup>-1</sup> <sup>9)</sup> |        |
| Tuning resolution <sup>10)</sup>         |                                    |        |
| Signal (410–710 nm)                      | 1 cm <sup>-1</sup>                 |        |
| Idler (710–2600 nm)                      | 1 cm <sup>-1</sup>                 |        |
| SH/SF/DUV (192–410 nm)                   | 2 cm <sup>-1</sup>                 |        |
| MIR (2500–4400 nm)                       | 1 cm <sup>-1</sup>                 |        |
| Pulse duration <sup>11)</sup>            | 3–5 ns                             |        |
| Typical beam diameter <sup>12)</sup>     | 5 mm                               | 7 mm   |
| Typical beam divergence <sup>13)</sup>   | < 2 mrad                           |        |
| Polarization                             |                                    |        |
| Signal                                   | horizontal                         |        |
| Idler                                    | vertical                           |        |
| SH/SF                                    | horizontal                         |        |
| DUV                                      | vertical                           |        |
| MIR                                      | horizontal                         |        |

SPECIFICATIONS <sup>1)</sup>

| Model  | NT342B                                   | NT342C |
|--|--|--------|
| <b>PUMP LASER <sup>14)</sup></b>             |  |        |
| Pump wavelength                              | 355 nm                                   |        |
| Typical pump pulse energy                    | 100 mJ                                   | 150 mJ |
| Pulse duration                               | 4–7 ns                                   |        |
| Beam quality                                 | Hat-top in near field, without hot spots |        |
| Beam divergence                              | < 0.6 mrad                               |        |
| Pulse energy stability (StdDev)              | < 3.5 %                                  |        |
| Pulse repetition rate                        | 10 or 20 Hz                              | 10 Hz  |
| <b>PHYSICAL CHARACTERISTICS</b>              |  |        |
| Unit size (W × L × H) <sup>15)</sup>         | 456 × 821 × 270 mm                       |        |
| Power supply size (W × L × H)                | 330 × 490 × 585 mm                       |        |
| Umbilical length                             | 2.5 m                                    |        |
| <b>OPERATING REQUIREMENTS</b>                |  |        |
| Water consumption (max 20 °C) <sup>16)</sup> | < 10 l/min                               |        |
| Room temperature                             | 18–27 °C                                 |        |
| Relative humidity                            | 20–80 % (non-condensing)                 |        |
| Power requirements                           | 200 – 240 VAC, single phase, 50/60 Hz    |        |
| Power consumption                            | < 1.5 kVA                                |        |
| Cleanness of the room                        | not worse than ISO Class 9               |        |

<sup>1)</sup> Due to continuous improvement, all specifications are subject to change. Parameters marked typical are illustrative; they are indications of typical performance and will vary with each unit we manufacture. Unless stated otherwise, all specifications are measured at 450 nm and for basic system without options.

<sup>2)</sup> Hands-free tuning range is from 192 nm to 4400 nm. MIR option is not compatible with SF and DUV option. Inquire for custom IR option with tuning up to 18 µm.

<sup>3)</sup> Tuning range extension to 400 – 709 nm is optional.

<sup>4)</sup> Measured at 430 nm. See tuning curves for typical outputs at other wavelengths.

<sup>5)</sup> Measured at 260 nm. See tuning curves for typical outputs at other wavelengths.

<sup>6)</sup> Measured at 340 nm. SF generator is optimized for maximum output in 300 – 410 nm range. See tuning curves for typical outputs at other wavelengths.

<sup>7)</sup> Measured at 200 nm. See tuning curves for typical outputs at other wavelengths.

<sup>8)</sup> Measured at 3000 nm. See tuning curves for typical outputs at other wavelengths.

<sup>9)</sup> Linewidth is <8 cm<sup>-1</sup> for 210–409 nm, 2500–4400 nm ranges.

<sup>10)</sup> When wavelength is controlled from PC. When wavelength is controlled from keypad, tuning resolution is 0.1 nm for signal, 1 nm for idler, MIR and 0.05 nm for SH, SF and DUV.

<sup>11)</sup> FWHM measured with photodiode featuring 1 ns rise time and 300 MHz bandwidth oscilloscope.

<sup>12)</sup> Beam diameter is measured at 450 nm at the FWHM level. It is approximate and can vary depending on the pump pulse energy and wavelength.

<sup>13)</sup> Full angle measured at the FWHM level at 450 nm, < 5 mrad at 3000 nm with MIR option.

<sup>14)</sup> Separate output port for the 355 nm beam is standard. Outputs for 1064 nm and 532 nm beams are optional. Laser output will be optimised for the best OPO operation and specifications may vary with each unit we manufacture.

<sup>15)</sup> Length from 821 to 1220 mm depending on configuration.

<sup>16)</sup> Air cooled power supply is available as an option.



Femtosecond Lasers

Picosecond Lasers

Picosecond Tunable Systems

Nanosecond Lasers

Nanosecond Tunable Lasers

High Intensity Lasers

Other Ekspla Products

PERFORMANCE

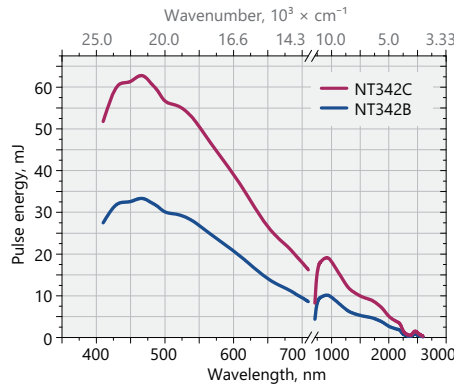


Fig 1. Typical output energy of the NT342 series tunable wavelength systems

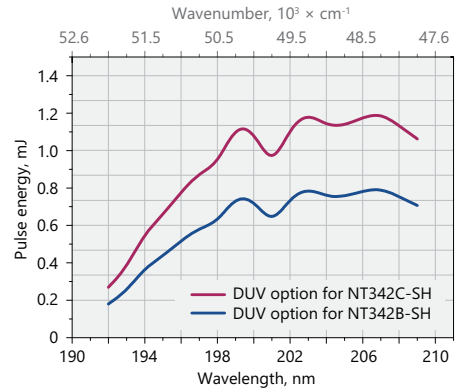


Fig 2. Typical output energy of the NT342 series tunable wavelength systems with SH/DUV extension

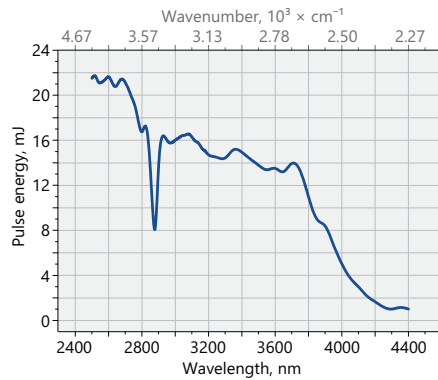


Fig 3. Typical output energy of the NT342 series tunable wavelength systems with MIR extension

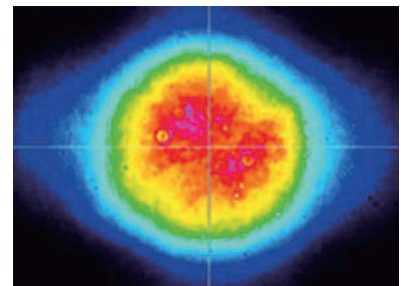


Fig 4. NT342 series laser typical beam profile at 450 nm after ~1.5 m distance from output

OUTLINE DRAWINGS

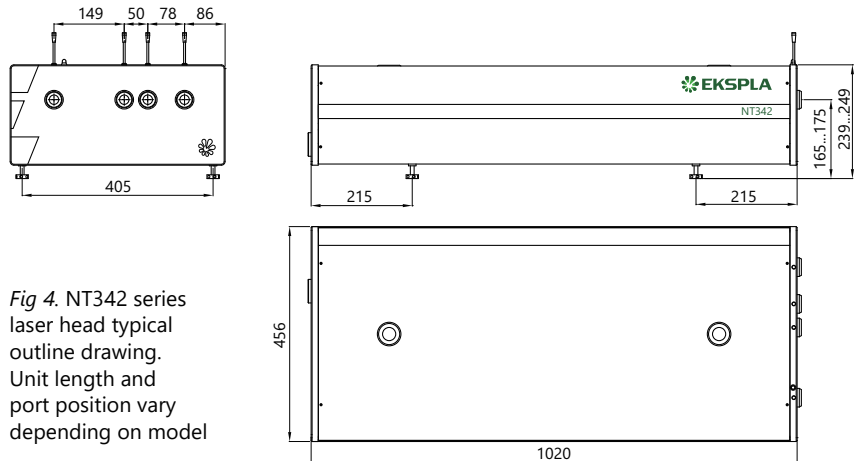


Fig 4. NT342 series laser head typical outline drawing. Unit length and port position vary depending on model

ORDERING INFORMATION

**Note:** Laser must be connected to the mains electricity all the time. If there will be no mains electricity for longer than 1 hour then laser (system) needs warm up for a few hours before switching on.

