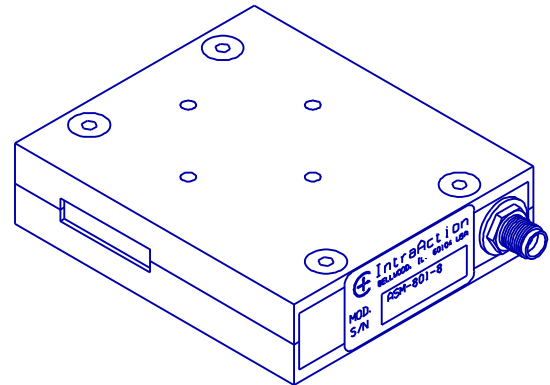


**MODEL ASM SERIES
UV ACOUSTO-OPTIC MODULATOR**

- INTENSITY MODULATION
- PHOTOLITHOGRAPHY
- OPTICAL FREQUENCY SHIFTING
- LASER BEAM DEFLECTION
- HIGH OPTICAL POWER CAPABILITY
- HIGH RELIABILITY
- EXCELLENT TEMPERATURE STABILITY



SPECIFICATIONS

Optical Wavelength Range	300 to 400 nm
Acousto-optic Material	UV Grade Fused Silica
Optical Insertion Loss	<4 percent
Optical Polarization	Linear vertical
Weight	175 grams
RF Connector	SMA
Size (less connector)	2.80 L x 2.40 W x 0.70 H inches 71.2 L x 61.0 W x 17.8 H mm
Input Impedance	50 ohms

MODEL

	ASM-851B8	ASM-702B8
Center Frequency ¹	85 MHz	70 MHz
Beam Separation ² (360 nm)	5.14 mrad	4.24 mrad
Frequency Shift Range	" (70 to 100) MHz	" (55 to 85) MHz
Active Aperture Height	1 mm	2 mm
Diffraction Efficiency	80 percent	80 percent
RF Drive Power ^{3,4} (360 nm)	2 watts (360 nm)	2 watts (360 nm)
Modulation Bandwidth(-3db)	20 MHz (0.22mm dia.)	8.8 MHz (0.5mm dia.)
Optical Rise Time	24 nsec (0.22mm dia.)	55 nsec (0.5 mm dia.)

¹ Other frequencies available upon request

² Beam separation varies with optical wavelength

³ RF drive power varies with optical wavelength

⁴ Drive electronics available. ME-70/ME-85 (analog), ME-70T/ME-85T (digital) . OEM drivers also available.



**MODEL AOM-40AF SERIES
ACOUSTO-OPTIC MODULATOR/FREQUENCY SHIFTER**

- INTENSITY MODULATION
- OPTICAL FREQUENCY SHIFTING
- LASER BEAM DEFLECTION
- HIGH OPTICAL POWER CAPABILITY
- HIGH RELIABILITY
- EXCELLENT TEMPERATURE STABILITY



SPECIFICATIONS

Acoustic Center Frequency ¹	40 MHz
Optical Frequency Shift Range	±(30 to 50) MHz
Acousto-optic Material	Dense Flint Glass
Acoustic Velocity	3630 m/sec
Modulation Bandwidth (-3db)	2.7 MHz (1.0 mm beam diameter) 1.8 MHz (1.5 mm beam diameter)
Optical Rise Time	177 nsec (1.0 mm beam diameter) 265 nsec (1.5 mm beam diameter)
Static Optical Insertion Loss	2 Percent (633nm)
Optical Polarization	Any
RF Input Impedance	50 Ohms (VSWR < 1.25:1 at CF)
RF Connector	BNC
Size (less connector)	0.88 H x 2.94 D x 2.46 W inches 22.4 H x 74.7 D x 62.5 W mm

MODEL	<u>AOM-402AF1</u>	<u>AOM-405AF1</u>	<u>AOM-402AF3</u>	<u>AOM-402AF4</u>
Optical Wavelength Range	440-700 nm	440-700 nm	700-1100 nm	1064 nm
Active Aperture Height ²	2 mm	5 mm	2 mm	2 mm
Diffraction Efficiency	90 Percent	90 percent	90 Percent	85 Percent
Drive Power ³	1.8 Watts (633 nm)	4.5 watts (633 nm)	3 Watts (780 nm)	5 Watts
Beam Separation	6.9 mrad (633 nm)	6.9 mrad (633 nm)	8.6 mrad (780 nm)	11.7 mrad

¹ Other center frequencies available.

² Other active aperture heights available.

³ A complete line of analog, digital, dual frequency, OEM, and laboratory drive electronics are available.



**MODEL AOM-40AF SERIES
ACOUSTO-OPTIC MODULATOR/FREQUENCY SHIFTER**

- INTENSITY MODULATION
- OPTICAL FREQUENCY SHIFTING
- LASER BEAM DEFLECTION
- HIGH OPTICAL POWER CAPABILITY
- HIGH RELIABILITY
- EXCELLENT TEMPERATURE STABILITY



SPECIFICATIONS

Acoustic Center Frequency ¹	40 MHz
Optical Frequency Shift Range	±(30 to 50) MHz
Acousto-optic Material	Dense Flint Glass
Acoustic Velocity	3630 m/sec
Modulation Bandwidth (-3db)	2.7 MHz (1.0 mm beam diameter) 1.8 MHz (1.5 mm beam diameter)
Optical Rise Time	177 nsec (1.0 mm beam diameter) 265 nsec (1.5 mm beam diameter)
Static Optical Insertion Loss	2 Percent (633nm)
Optical Polarization	Any
RF Input Impedance	50 Ohms (VSWR < 1.25:1 at CF)
RF Connector	BNC
Size (less connector)	0.88 H x 2.94 D x 2.46 W inches 22.4 H x 74.7 D x 62.5 W mm

MODEL	<u>AOM-402AF1</u>	<u>AOM-405AF1</u>	<u>AOM-402AF3</u>	<u>AOM-402AF4</u>
Optical Wavelength Range	440-700 nm	440-700 nm	700-1100 nm	1064 nm
Active Aperture Height ²	2 mm	5 mm	2 mm	2 mm
Diffraction Efficiency	90 Percent	90 percent	90 Percent	85 Percent
Drive Power ³	1.8 Watts (633 nm)	4.5 watts (633 nm)	3 Watts (780 nm)	5 Watts
Beam Separation	6.9 mrad (633 nm)	6.9 mrad (633 nm)	8.6 mrad (780 nm)	11.7 mrad


¹ Other center frequencies available.

² Other active aperture heights available.

³ A complete line of analog, digital, dual frequency, OEM, and laboratory drive electronics are available.

MODEL AOM-80 MODEL AOM-110
ACOUSTO-OPTIC MODULATOR

- HIGH OPTICAL POWER CAPABILITY
- INTENSITY MODULATION
- OPTICAL FREQUENCY SHIFTING
- HIGH RELIABILITY
- EXCELLENT TEMPERATURE STABILITY



SPECIFICATIONS

Optical Wavelength Range	440 nm to 700 nm
Acousto-optic Material	Dense Flint Glass
Static Optical Insertion Loss	2 Percent (633nm)
Optical Polarization	Any
RF Input Impedance	50 Ohms
RF Connector	SMA
Size(less connector)	2.00 D x 0.63 H x 0.88 W inches 50.8 D x 16.1 H x 22.4 W mm

MODEL AOM-80


Acoustic Frequency	80 MHz	
Active Aperture Height	1 mm	
Optical Wavelength	<u>442 nm</u>	<u>633 nm</u>
Beam Separation	9.7 mrad	13.9 mrad
RF Drive Power	1 watt	2 watts
Static Optical Insertion Loss	7 percent	2 percent
Beam Diameter	0.18 mm / 0.36 mm	0.18 mm / 0.36 mm
Optical Rise Time	35 nsec / 70 nsec	35 nsec / 70 nsec
Modulation Bandwidth	15 MHz / 7.5 MHz	15 MHz / 7.5 MHz
Diffraction Efficiency	80 % / 85 %	70 % / 80 %

MODEL AOM-110

Acoustic Frequency	110 MHz	
Active Aperture Height	0.6 mm	
Optical Wavelength	<u>442 nm</u>	<u>633 nm</u>
Beam Separation	13.4 mrad	19.2 mrad
RF Drive Power	1 watt	2 watts
Static Optical Insertion Loss	5 percent	2 percent
Beam Diameter	0.14 mm / 0.28 mm	0.14 mm / 0.28 mm
Optical Rise Time	24 nsec / 48 nsec	24 nsec / 48 nsec
Modulation Bandwidth	20 MHz / 10 MHz	20 MHz / 10 MHz
Diffraction Efficiency	80 % / 80 %	70 % / 70 %

**MODEL ATM SERIES
ACOUSTO-OPTIC MODULATOR**

- INTENSITY MODULATION
- FAST MODULATION CAPABILITY
- OPTICAL FREQUENCY SHIFTING
- BEAM DEFLECTION
- LOW DRIVE POWER
- HIGH RELIABILITY



SPECIFICATIONS

Optical Wavelength Range ¹	440 nm to 700 nm
Acousto-optic Material	Tellurium Dioxide (TeO ₂)
Sound Velocity	4260 m/sec (longitudinal)
Input Impedance	50 ohms
Input VSWR	<1.3:1 at center frequency
Static Optical Insertion Loss	4 percent
Size (less SMA connector)	2.00 D X 0.63 H X 0.9 W inches 5.08 D X 1.60 H X 2.28 W cm

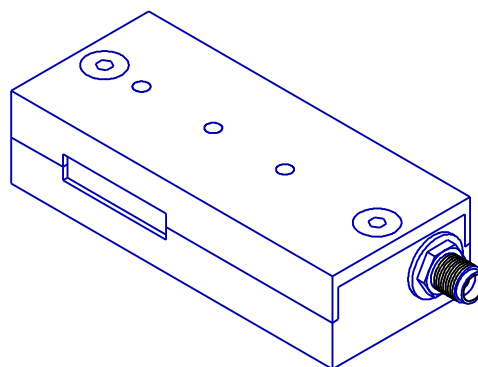
MODEL	<u>ATM-80A1</u>	<u>ATM-125B1</u>	<u>ATM-200C1</u>
Center Frequency	80 MHz	125 MHz	200 MHz
Active Aperture Height	1 mm	0.6 mm	0.3 mm
Beam Separation (633 nm)	11.9 mrad	18.6 mrad	29.7 mrad
Diffraction Efficiency	85 percent	80 percent	70 percent
RF Drive Power ² (633 nm) (514 nm)	700 milliwatts 500 milliwatts	800 milliwatts 550 milliwatts	900 milliwatts 600 milliwatts
Optical Rise Time (beam diameter)	31 nsec (0.2 mm) 77 nsec (0.5 mm)	20 nsec (0.13 mm) 38 nsec (0.25 mm)	9.2 nsec (0.06 mm) 15.5 nsec (0.1 mm)
Modulation Frequency (-3 db)	15.8 MHz (0.2 mm) 6.3 MHz (0.5 mm)	24.5 MHz (0.13 mm) 12.8 MHz (0.25 mm)	50 MHz (0.06 mm) 30 MHz (0.1 mm)

¹ Specifications vary with optical wavelength.

² Drive electronics Model ME-801/ME-1251/ME-2001 analog input, ME-801T/ME-1251T/ME-2001T digital input. OEM drivers also available.

**MODEL ACM SERIES
ACOUSTO-OPTIC MODULATOR / FREQUENCY SHIFTER**

- NEAR IR WAVELENGTH RANGE
- INTENSITY MODULATION
- OPTICAL FREQUENCY SHIFTING
- OPTICAL ISOLATION
- LOW RF DRIVE POWER
- HIGH RELIABILITY
- HIGH OPTICAL POWER CAPABILITY



SPECIFICATIONS

Acousto-optic Material	AMTIR-1 Chalcogenide Glass
Optical Wavelength ¹	1.2 to 1.6 : μ m
Optical Power Capability	50 Kwatts / cm^2
Active Aperture Height ²	2 mm
Diffraction Efficiency	90 percent
RF Drive Power ³	600 milliwatts (1.55 : μ m)
RF Input Impedance	50 ohms
Modulation Bandwidth (-3db)	1.25 MHz (1.5 mm diameter)
Optical Rise Time	255 nsec / mm beam diameter
Static Optical Insertion Loss	5 percent (1.55 μ m)
Optical Polarization	any
RF Connector	SMA
Size (less connector)	2.80 L x 1.25 W x 0.70 H inches 71.2 L x 31.8 W x 17.8 H mm

MODEL	<u>ACM-402AA1</u>	<u>ACM-502AA1</u>	<u>ACM-802AA1</u>	<u>ACM-1002AA1</u>
Center Frequency ⁴	40 MHz	50 MHz	80 MHz	100 MHz
Optical Frequency Shift	" 30 to 50 MHz	" 40 to 60 MHz	" 65 to 95 MHz	" 80 to 120 MHz
Beam Separation (1.55 μ m)	24.6 mrad	30.8 mrad	49.2 mrad	61.5 mrad

¹ Wavelengths available in the range of 1.2 to 2.5 μ m with appropriate antireflection coating. Specifications vary with optical wavelength.

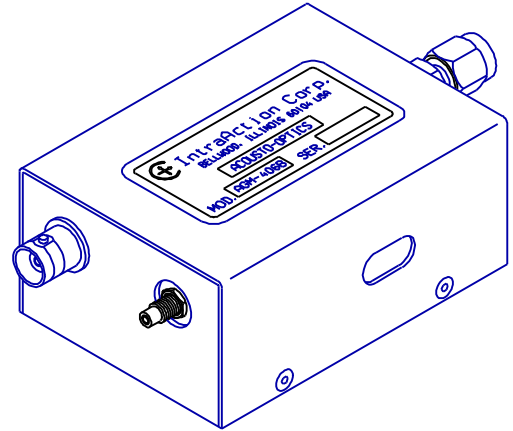
² Other active aperture heights available with modified specifications.

³ Fixed frequency, synthesized variable frequency, or OEM drivers are available.

⁴ Any RF frequency from 40 to 250 MHz is available. Specifications vary with RF frequency.

MODEL AGM-406B1
IR ACOUSTO-OPTIC MODULATOR / FREQUENCY SHIFTER

- INTENSITY MODULATION
- OPTICAL FREQUENCY SHIFTING
- OPTICAL ISOLATION
- LASER BEAM DEFLECTION
- HIGH RELIABILITY
- HIGH OPTICAL POWER CAPABILITY



SPECIFICATIONS

Optical Wavelength ¹	10.6 μm
Acousto-optic Material	Optical Single Crystal Germanium
Acoustic Velocity	5.5 mm/μsec
Center RF Frequency ²	40 MHz
RF Bandwidth	20 MHz
Optical Frequency Shift Range	± (30 MHz to 50 MHz)
Beam Separation	77 mrad (40 MHz)
Bragg Angle	38.5 mrad (40 MHz)
Diffraction Efficiency	85 percent
RF Drive Power ³	30 watts
Active Aperture Height	6 mm
Modulation Bandwidth (-3db)	750 KHz (5.5 mm diameter)
Optical Rise Time	117 nsec / mm beam diameter
RF Input Impedance	50 ohms
Optical Insertion Loss	<12 percent
Optical Power Capability	100 watts full aperture
Optical Polarization	Parallel to mounting surface
Water Cooling	500 ml / min at 20°C
Thermal Interlock Switch	NC opens at 45°C
Size (less connectors)	2.97 D x 1.50 H x 2.42 W inches 75.4 D x 38.1 H x 61.5 W mm

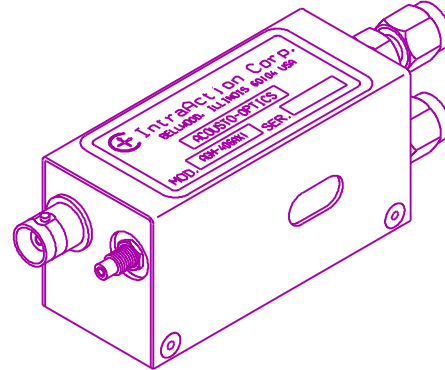
¹ Other wavelengths and ranges from 2.5-11.5 μm available. Note: Specifications change with optical wavelength.

² Other frequencies available.

³ A complete line of drive electronics are available. Model GE-4030 analog input, GE-4030T digital input. OEM drivers are available.

MODEL AGM-40 SERIES IR ACOUSTO-OPTIC MODULATOR/FREQUENCY SHIFTER

- Intensity Modulation
- Optical Frequency Shifting
- Laser Beam Deflection
- High Reliability


SPECIFICATIONS

Acousto-optic Material	Optical Single Crystal Geranium
Acoustic Velocity	5.5 mm / μ sec
RF Center Frequency ¹	40 MHz
Optical Frequency Shift Range	" (30 to 50) MHz
RF Input Impedance	50 ohms
Optical Insertion Loss	<7 percent
Optical Power Capability	25 watts full aperture
Laser Polarization	Parallel to Base
Water Cooling	250 ml / min, 20 degrees C
RF Connector	BNC
Size (less connectors)	2.95 L x 1.2 H x 1.3 W inches 7.50 L x 3.1 H x 3.3 W cm

MODEL	<u>AGM-402A1</u>	<u>AGM-406A1</u>	<u>AGM-402A3</u>	<u>AGM-406A3</u>
Optical Wavelength ²	10.6 μ m	10.6 μ m	3.39 μ m	3.39 μ m
Active Aperture Height	2 mm	6 mm	2 mm	6 mm
Optical Rise Time (diameter)	116 nsec (1 mm)	582 nsec (5 mm)	116 nsec (1 mm)	582 nsec (5mm)
Modulation -3 dB Bandwidth	4.1 MHz (1 mm)	825 KHz (5 mm)	4.1 MHz (1 mm)	825 KHz (5 mm)
Beam Separation	77 mrad	77 mrad	24.7 mrad	24.7 mrad
Bragg Angle	38.5 mrad	38.5 mrad	12.3 mrad	12.3 mrad
Diffraction Efficiency	70 percent	50 percent	70 percent	70 percent
RF Drive Power ³	20 watts	25 watts	2 watts	6 watts

¹ Other frequencies available

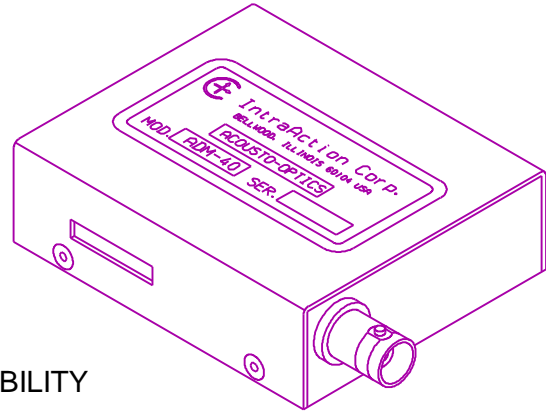
² Narrow and broadband A/R coatings in the range of 2.2 μ m to 12 μ m are available.

³ Laboratory and OEM drive electronics available.

NOTE: Operating specifications change with optical wavelength.

MODEL ADM-40
ACOUSTO-OPTIC DEFLECTOR-MODULATOR

- LASER BEAM DEFLECTION
- INTENSITY MODULATION
- FLAT OPTICAL SCAN RESPONSE¹
- OPTICAL FREQUENCY SHIFTING
- OPTICAL SIGNAL PROCESSING
- MULTIPLE BEAM GENERATION
- HIGH OPTICAL POWER CAPABILITY
- EXCELLENT TEMP. STABILITY & RELIABILITY



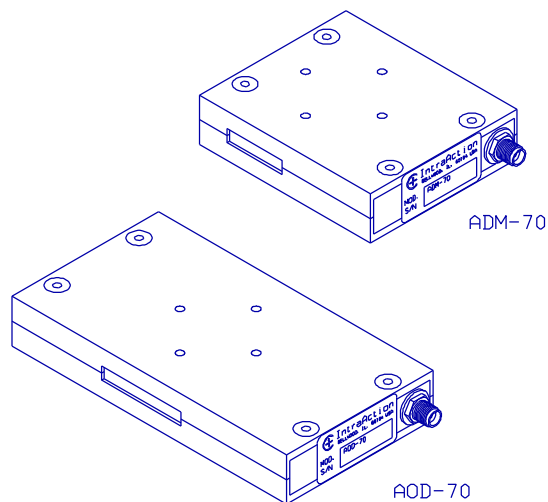
SPECIFICATIONS

Optical Wavelength Range	440 to 700 nm
Acousto-optic Material	Dense Flint Glass
Center RF Frequency	40 MHz
Deflection RF Bandwidth	20 MHz
Optical Frequency Shift Range	" (30 to 50) MHz
Beam Separation	6.5 mrad (633 nm)
Angular Deflection	3.2 mrad (633 nm)
Diffraction Efficiency	85 percent
Active Optical Aperture	2 x 20 mm
Access Time	252 nsec / mm beam width
Time-Bandwidth Product	100 (full aperture)
Intensity Modulation Bandwidth	2.9 MHz (1.0 mm beam diameter) 4.5 MHz (0.65 mm beam diameter)
Optical Rise Time	162 nsec / mm optical beam width
Optical Polarization	Any
Static Optical Insertion Loss	2 percent (633 nm)
RF Drive Power	2 watts (nominal at 633 nm)
RF Impedance	50 ohms (nominal)
RF Connector	BNC
Size (less connector)	2.94 D x 0.88 H x 2.46 W inches 74.6 D x 22.4 H x 62.5 W mm

¹ The Model ADM-40 incorporates an acoustic phased-array beam steering design which produces a relatively flat first order diffraction efficiency across the deflection bandwidth.

AOD-70 ACOUSTO-OPTIC DEFLECTOR ADM-70 ACOUSTO-OPTIC DEFLECTOR-MODULATOR

- Laser Beam Deflection
- Intensity Modulation
- Multiple Beam Generation
- Flat Optical Scan Response
- Acoustic Phased-array Design¹
- Optical Signal Processing
- Optical Frequency Shifting
- High Reliability


SPECIFICATIONS

Design Optical Wavelength ²	633 nm
Acousto-optic Material	Dense Flint Glass
Diffraction Efficiency (center of scan)	80 percent
Diffraction Efficiency (edges of scan)	60 percent
Center Frequency	70 MHz
Deflection Bandwidth	40 MHz
Beam Separation	11.4 mrad (70 MHz)
Deflection Range	6.5 mrad
RF Drive Power ³ (nominal)	2.5 watts
Input Impedance (nominal)	50 ohms
Optical Polarization	any

MODEL

	<u>ADM-70</u>	<u>AOD-70</u>
Time-Bandwidth Product(resolution) ⁴	200(spots)	400(spots)
Access Time (full aperture width)	5 : sec	10 : sec
Active Aperture Height	2 mm	2 mm
Active Aperture Width	20 mm	40 mm
Size (less connector)	2.8 L x 0.7 H x 2.4 W inches 7.1 L x 1.8 H x 6.1 W cm	4.5 L x 0.7 H x 2.4 W inches 11.5 L x 1.8 H x 6.1 W cm

¹ These deflectors incorporate an acoustic phased-array beam steering design to produce a relatively flat first order diffraction efficiency across the deflection bandwidth. Because of this design feature, the deflectors require a single RF power amplifier to drive the multiple transducer array.

² Useful at other wavelengths with modified specifications.

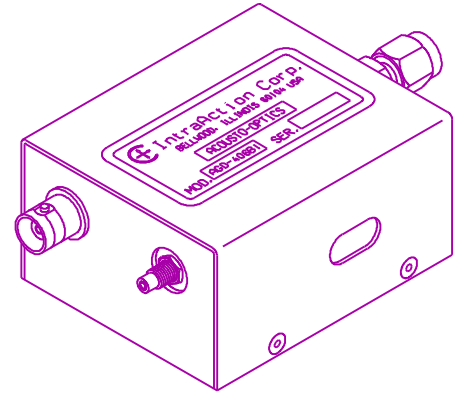
³ A complete line of VCO, synthesized, laboratory, and OEM drive electronics are available.

⁴ This is resolution as defined by the Rayleigh criterion for a uniformly illuminated optical beam.

05991

**MODEL AGD-406B1
INFRARED ACOUSTO-OPTIC DEFLECTOR**

- LASER BEAM DEFLECTION
- FLAT OPTICAL SCAN RESPONSE¹
- OPTICAL FREQUENCY SHIFTING
- INTENSITY MODULATION
- HIGH OPTICAL POWER CAPABILITY
- EXCELLENT TEMP. STABILITY & RELIABILITY



SPECIFICATIONS

Design Optical Wavelength ²	10.6 μ m
Acousto-optic Material	Optical Single Crystal Germanium
Center RF Frequency	40 MHz
Deflection RF Bandwidth	20 MHz
Optical Frequency Shift Range	" (30 to 50) MHz
Beam Separation	77 mrad
Angular Deflection	38.5 mrad
Diffraction Efficiency	80 percent
RF Drive Power	30 watts (nominal)
Active Aperture Height	6 mm
Access Time	182 nsec / mm beam width
Time-Bandwidth Product	20 (5.5 mm beam width)
Intensity Modulation Bandwidth	750 KHz (5.5 mm beam diameter)
Optical Rise Time	117 nsec / mm optical beam width
Optical Polarization	Parallel to mounting surface
Static Optical Insertion Loss	<12 percent
RF Impedance	50 ohms (nominal)
RF Connector	BNC
Size (less connector)	2.97 D x 1.50 H x 2.42 W inches 75.4 D x 38.1 H x 61.5 W mm

¹ The Model AGD-406B1 incorporates an acoustic phased-array beam steering design which produces a relatively flat first order diffraction efficiency across the deflection bandwidth. Because of this design feature, the deflector requires a single RF power amplifier to drive the multiple transducer array.

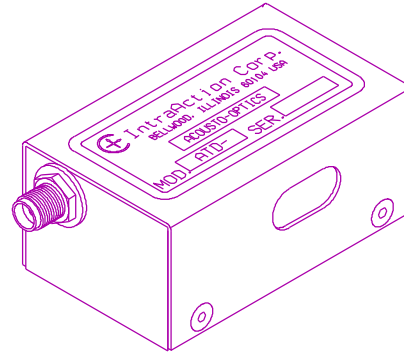
² Deflectors can be designed to operate at other wavelengths in the range of 2.5 to 11 μ m.

³ Two deflectors can be cascaded for various frequency shift ranges to produce an angular nonvariant frequency shifted optical beam.

⁴ A complete line of VCO, synthesized, and OEM drive electronics are available.

**MODEL ATD-80 SERIES
SLOW SHEAR MODE DEFLECTOR**

- LASER BEAM SCANNING
- OPTICAL SIGNAL PROCESSING
- RANDOM ACCESS DEFLECTION
- LOW DRIVE POWER
- RELIABLE



SPECIFICATIONS

Optical Wavelength Range	488 - 680 nm
Acousto-optic Material	Tellurium Dioxide (TeO ₂)
Operating Mode	Slow shear, off axis
Center Frequency	80 MHz
RF Bandwidth	50 MHz
Diffraction Efficiency	80% (minimum at center frequency)
Intensity Variation	<1 dB
Active Aperture ¹	5 H x 13 W mm
Input Optical Polarization	Linear, parallel to mount surface
Output Optical Polarization	Linear, perpendicular to mount surface
Static Optical Insertion Loss	5 percent
RF Drive Power ²	1 Watt (514 nm)
Input Impedance	50 Ohms (nominal)
VSWR	<2.5:1
RF Connector	SMA
Size (less connector)	2.63 D X 1.00 H X 1.42 W inches 6.68 D X 5.08 H X 3.61 W cm

MODEL	<u>ATD-805AA1</u>	<u>ATD-805RA1</u>
Optical Wavelength	514 nm	633 nm
Beam Separation (80 MHz)	64.2 mrad	76.3 mrad
Deflection Angle	40.1 mrad	47.7 mrad
Acoustic Velocity	640 m / sec	663 m / sec
Access Time	1.56 : sec / mm beam width	1.51 : sec / mm beam width
Time-Bandwidth Product	78 / mm beam width	75 / mm beam width

¹ Other active aperture sizes are available.


² A complete line of frequency synthesized and VCO deflector drivers and RF power amplifiers are available.
Note: The DTD Series of 2-axis deflectors are also available.



3719 Warren Avenue · Bellwood, IL 60104 · 708 547-6644 · Fax 708 547-0687 · iac@intraaction.com

**MODEL ATD / DTD COLLINEAR¹ SERIES
1-AXIS / 2-AXIS ACOUSTO-OPTIC DEFLECTOR**

- LASER BEAM DEFLECTION
- COLLINEAR DESIGN¹
- OPTICAL TWEEZERS
- LINEAR SCANNING
- LOW RF DRIVE POWER
- RELIABLE OPERATION



SPECIFICATIONS

Acousto-optic Material	Tellurium Dioxide (TeO ₂)
Operating Mode	Slow shear / off axis
Optical Insertion Loss	< 5 percent
First Order Diffraction Efficiency	>75 percent (per axis)
Optical Intensity Variation	<1 dB
Optical Input and Output Polarization ²	Linear
Active Aperture Height ³	4 mm
RF Drive Power ^{4, 5}	< 1 watt
Input Impedance	50 ohms (nominal)
RF Connectors	SMA
Size (less connectors), DTD(ATD)	1.50(1.50)D x 1.50(1.50)H x 2.0(1.50)W inches 38.1(38.1)D x 38.1(38.1)H x 50.8(38.1)W mm

MODEL (ATD, 1-Axis; DTD, 2-Axis)	<u>DTD-274HD6</u>	<u>DTD-604RC25</u>	<u>DTD-804RC17</u>
Optical Wavelength (λ)	1064 nm	780-785 nm	630-660 nm
Center RF Frequency (CF)	27 MHz	60 MHz	80 MHz
Deflection Bandwidth (BW at -1 dB)	18 MHz	36 MHz	50 MHz
Time-Bandwidth Product (4 mm)	110	215	300
Access time (per mm beam diameter)	1.6 μsec	1.5 μsec	1.5 μsec
Beam Separation ^{6, 7} (at CF)	45 mrad	71 mrad	76.6 mrad
Deflection Range ^{6, 7} (λ, BW)	30 mrad	42.4 mrad	47.5 mrad

¹ The nominal center of deflection area is collinear with the input optical beam. (Eliminates typical AO off-axis alignment)

² Input polarization is linear. 1-Axis output polarization is linear, rotated 90°; 2-Axis output polarization is linear, same as input.

³ 5 or 6 mm Active Aperture Height is also available.

⁴ For Optical Tweezers applications: Model DVE-120 synthesized, RF frequency, PCI computer card and DPA series power amplifier.

⁵ For Linear Scanning applications: DE series Voltage Controlled Oscillator drivers.

⁶ For 2-Axis: since both deflection angles can not originate at the same point, the origins are as close together as physically possible.

⁷ For 2-axis operation, 2 relay lenses between 2 ATD can make the deflection origins of each axis the same.